

Edublogs: Import Free Edublog to WCPSS Edublog

Free Edublogs blogs can be transferred to a WCPSS Edublog blog. A new WCPSS blog must be created first.

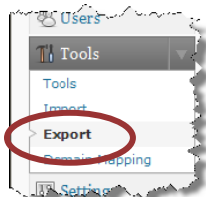
Request New WCPSS Edublog Blog

After completing CyberSense online training course (<http://cybersense.wcpss.net/>), visit <http://blogsupport.wcpss.net> and submit a **Request for New Blog for Individual Use** or a **Request for New Blog for Student Use** form.

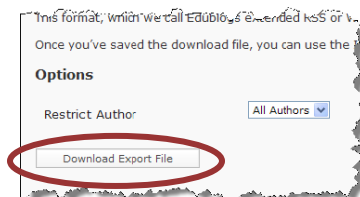
Export Free Blog from Edublogs.org

1. Log into your free Edublogs blog (xxx.edublogs.org) dashboard.

2. Click **Tools > Export**.



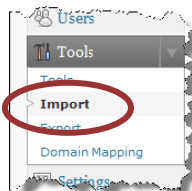
3. Click on **Download Export file** and save to your computer.



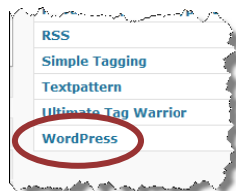
Import to New WCPSS Edublog Blog

1. Log in to your new WCPSS Edublogs blog at <http://blogs.wcpss.net> .

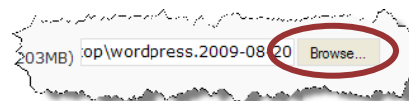
2. Click **Tools > Import**.



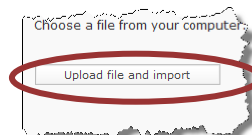
3. Click **WordPress**.



4. Click **Browse** to locate downloaded export file.



5. Click **upload file and import**.



- All pages, posts, comments, and files will be imported.
- Blog theme and widgets must be set manually.